


MIDH Update

Quarterly Bulletin (2015-16)

April-June, 2015



Mission for Integrated Development of Horticulture

Department of Agriculture & Cooperation,

Ministry of Agriculture,

Krishi Bhawan,

New Delhi – 110 001

Website: www.midh.gov.in

Mission for Integrated Development of Horticulture (MIDH) Quarterly Bulletin (April to June, 2015)

INTRODUCTION

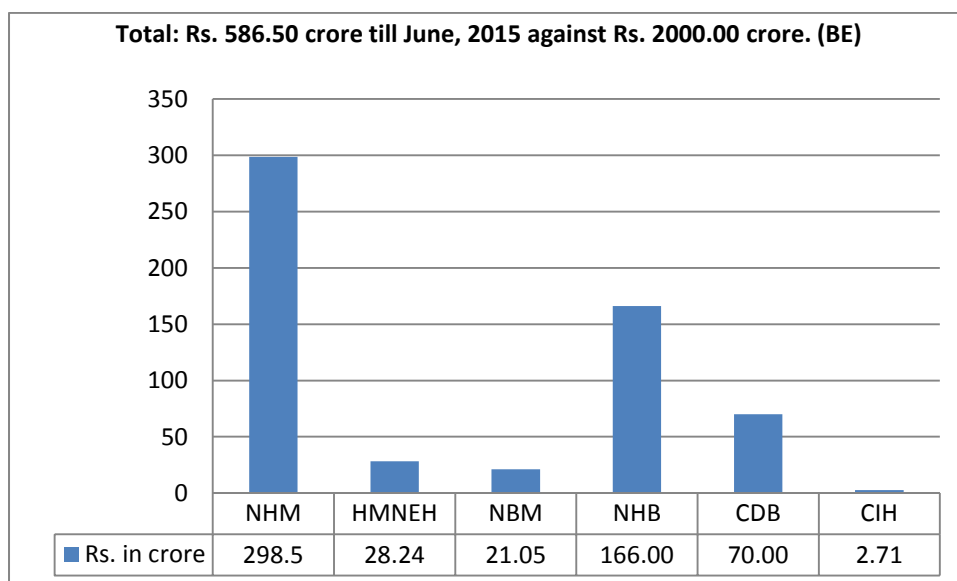
Mission for Integrated Development of Horticulture (MIDH) has been launched during XII Plan w.e.f. 2014-15 for the holistic development of the horticulture sector covering fruits, vegetables, mushrooms, spices, flowers, aromatic plants, coconut, cashew, cocoa and bamboo. Mission subsumes National Horticulture Mission (NHM), Horticulture Mission for North East & Himalayan States (HMNEH), National Bamboo Mission (NBM), National Horticulture Board (NHB), Coconut Development Board (CDB) and Central Institute for Horticulture (CIH), Nagaland. Government of India (GOI) contributes 50% of total outlay for developmental programmes in all the States. All States UTs are covered under MIDH.

RELEASE AND EXPENDITURE: 2015-16

During the current financial year, the budget provision of ₹ 2000.00 crore has been made for MIDH. Out of this, ₹ 1500.00 crore is for NHM, HMNEH and NBM components and ₹ 500.00 crore is for National Horticulture Board, Coconut Development Board and CIH components.

During the first quarter of 2015-16, a total of Rs. 586.50 crore has been released under MIDH. Under NHM component of MIDH, an amount of ₹ 298.50 crore was released to 12 states, one UT and 6 NLAs (₹ 17.00 crore). Similarly, funds amounting to ₹ 28.24 crore has been released to eight North Eastern States and three Himalayan States. Details of releases made till June 2015 during 2015-16 under MIDH are projected in **Figure-1**.

Figure-1: Release of funds under MIDH



A. NHM & HMNEH

Ten States, one Union Territories and three National Level Agencies have reported physical and financial progress of the scheme on the website of NHM. Andhra Pradesh, Bihar, Chhattisgarh, Karnataka, Madhya Pradesh, Odisha, Rajasthan and Uttar Pradesh have yet to post the progress from April to June 2015. In case of HMNEH states, progress has been reported by Manipur.

Financial performance: 2015-16

State wise details of outlay, release and expenditure during 2015-16 under NHM and HMNEH components are given in **Table-1**.

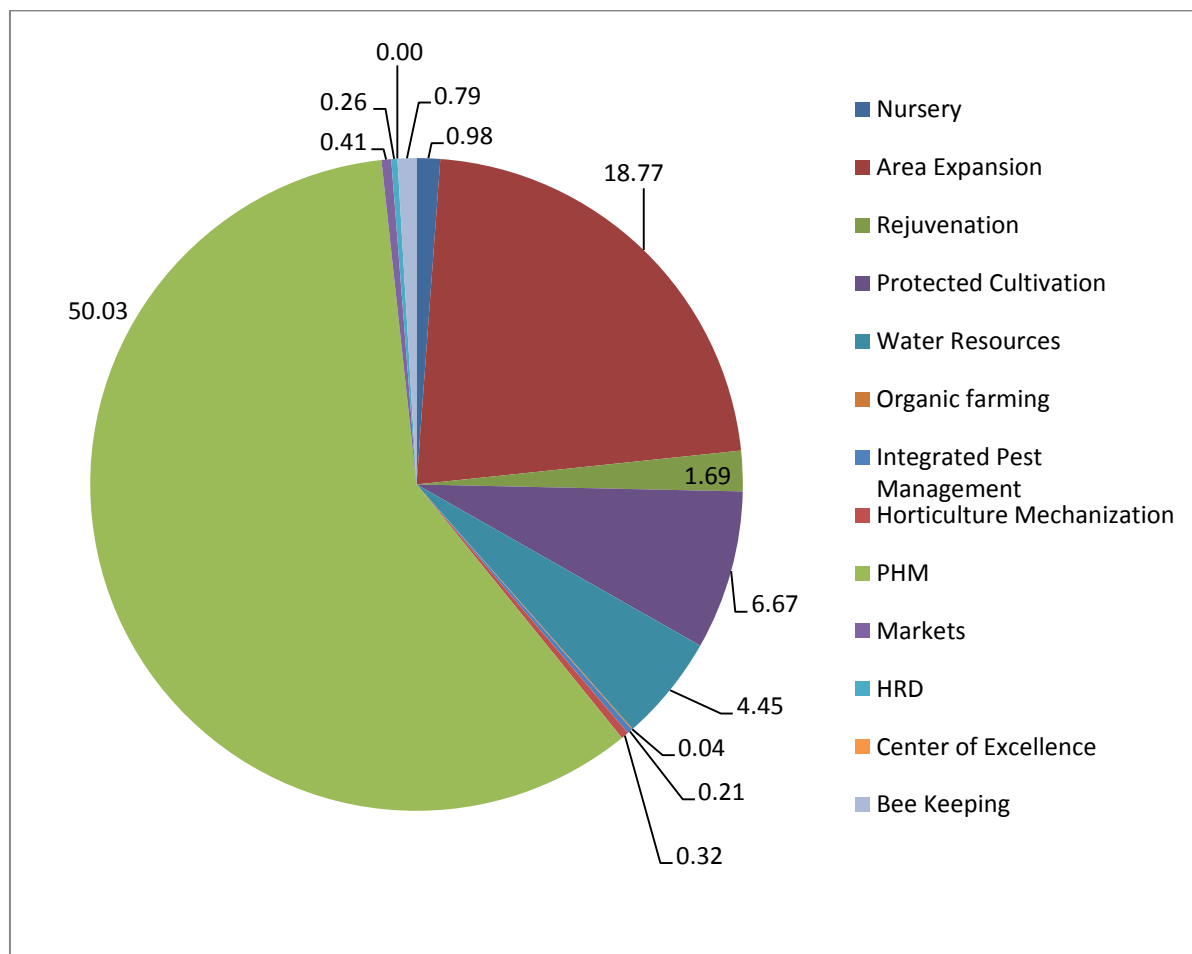
Table -1 Outlay, Release and Expenditure under NHM & HMNEH during 2015-16

S.No.	State	Outlay		Amount Released	Expenditure till June, 2015
		Total	GOI Share		
A	NHM States & NLAs				
1	Andhra Pradesh	143.00	71.50	35.75	
2	Bihar	57.00	28.50		
3	Chhattisgarh	160.00	80.00	40.00	
4	Goa	6.00	3.00		0.09
5	Gujarat	167.00	83.50		22.51
6	Haryana	143.00	71.50	35.75	1.17
7	Jharkhand	90.00	45.00		0.17
8	Karnataka	163.00	81.50		
9	Kerala	81.00	40.50		3.65
10	Madhya Pradesh	102.00	51.00		
11	Maharashtra	205.00	102.50	51.25	1.25
12	Odisha	115.00	57.50	28.75	
13	Punjab	92.00	46.00		1.02
14	Rajasthan	110.00	55.00	25.00	
15	Tamil Nadu	123.00	61.50	30.75	0.27
16	Telangana	81.00	40.50	20.25	
17	Uttar Pradesh	80.00	40.00	14.00	
18	West Bengal	57.00	28.50		8.73
19	Delhi	1.00	0.50		
20	Lakshadweep	1.00	1.00		
21	Andaman & Nicobar	5.00	5.00		
22	Puducherry	2.00	1.00		0.01
23	Dadra & Nagar Haveli	1.00	1.00		
	Total NHM States	1985.00	996.00	281.50	38.87
	Total NLAs	95.00	95.00	17.00	1.88
B	HMNEH States				
1	Arunachal Pradesh	71.00	35.50		
2	Assam	61.00	30.50		
3	Manipur	75.00	37.50		8.04
4	Mizoram	69.00	34.50		
5	Meghalaya	56.00	28.00		
6	Nagaland	69.00	34.50		
7	Sikkim	69.00	34.50		
8	Tripura	75.00	37.50	18.75	
9	Jammu & Kashmir	108.00	62.00		
10	Himachal Pradesh	58.00	31.50	9.49	
11	Uttrakhand	45.00	22.50		
	Total HMNEH States	756.00	388.50	28.24	8.04
	Grand Total	2836.00	1479.50	326.74	48.79

Trends of Expenditure: 2015-16

About 50.03% of total expenditure under NHM been utilized under creation of post harvest management infrastructures followed by 18.77% in area expansion and 6.67% in protected cultivation activities. Details are depicted in **Figure-2**.

Figure-2: Percentage expenditure under different components of NHM Scheme



Financial Performance (2015-16)

By the end of June, 2015, an expenditure of ₹ 48.79 crore has been reported, which includes ₹ 38.87 crore by SHMs, ₹ 1.88 crore by NLAs and ₹ 8.04 crore by HMNEH.

The breakup of physical and financial progress under different components of the scheme is given in **Table-2**.

Table-2 Details of progress under different components of NHM Scheme (2015-16)

₹ in crore

Components	Annual Targets 2014-15		Achievement 2014-15		% Exp. to total Exp.
	Phy.	Fin.	Phy.	Fin.	
Nursery	88	103.64	4	0.46	0.98
Area Expansion	137679	289.75	7494	8.78	18.77
Rejuvenation	13442	42.94	484	0.79	1.69
Protected Cultivation	36566	439.61	4099	3.12	6.67
Water Resources	5597	102.55	67	2.08	4.45
Organic Farming	27200	48.58	7	0.02	0.04
Integrated Pest Management	72037	22.52	900	0.10	0.21
Horticulture Mechanization	40467	57.50	63	0.15	0.32
PHM	9067	341.11	76	23.40	50.03
Markets	531	33.98	6	0.19	0.41
Beekeeping (Nos. of colonies)	101370	14.28	34150	0.37	0.79
HRD	165865	40.79	1770	0.12	0.26
Centre of Excellence	44	78.84	0	0	0
others		302.18		7.19	15.37
Total		2000.00		46.77	100.00

Physical Performance (2015-16)**Post Harvest Management**

Summary details of achievement under Post Harvest Management (PHM) component is given in **Table-4**.

Table 4: Physical Progress under Post Harvest Management Component

S. No.	States	Pack House	Cold Storage	Ref. Transport vehicle	Primary/ Mobile Process Unit	Ripening Chambers	Evaporative low energy cool chambers	Low Cost Onion Storage Structures
4	Gujarat	27	24			3		
5	Haryana	17						
8	Kerala	2				3		
	Total	46	24			6		

Out of 46 pack house units established, 27 units have been set up in Gujarat, 17 in Haryana and 2 in Kerala. Setting up of 24 cold storage units have been reported by Gujarat. In all, 6 ripening chambers i.e. 3 each Gujarat and Kerala have been established.

Water Harvesting Structures

So far, during the period, 67 Community Water Harvesting Structures have been constructed for providing life saving irrigation to horticulture crops.

Rejuvenation of senile orchards

A total area of 484 ha of senile orchards has been rejuvenated. An area of 460 ha has been rejuvenated in West Bengal, 16 ha in Tamil Nadu and 8 ha. In Kerala.

IPM Measures

Under the component of Integrated Pest Management (IPM), a total coverage of 900 ha has been reported in Haryana.

Markets

During the period, 6 market infrastructures have been established in Kerala.

Addressing Quality Planting Material Needs

So far, during the period, 4 nurseries have been set up, out of which, Gujarat has reported setting up of 3 nurseries, followed by 1 in Kerala.

Area Expansion

During the period, an additional area of 7494 ha has been brought under various horticultural crops, out of which, an area of 2871 ha has been brought under perennial fruits, 1486 ha under non-perennial fruits, 976 ha. under flowers, 1307 ha under spices, 23 ha under Aromatic plants, 313 ha under plantation crops and 518 ha under hybrid vegetables. West Bengal has reported coverage of an area of 4537 ha under various horticulture crops followed by Tamil Nadu (1415 ha), Kerala (797 ha.), Haryana (710 ha.), Goa (18 ha.) and Gujarat (16 ha.).

Physical Progress under Horticulture Mission for North Eastern and Himalayan States

Manipur has posted the physical and financial progress on the website of HMNEH. Progress from other states is awaited.

An area of 8 ha has been covered under various horticulture crops. An area of 380 ha. has been covered under organic farming. Similarly, an area of 8446 ha. has been covered under IPM practices. Under protected cultivation component, an area of 12 ha. has been reported. 25 equipments has been distributed under horticulture mechanization component. Apart from above, setting up of 21 rural markets/apni mandis and 10 static /mobile vending carts have been reported by Manipur.

Coordinated programme on Horticulture Assessment & Management using geoinformatics (CHAMAN)

CHAMAN Project has been launched during 2014-15 with the objective of area assessment and production forecasting of major horticultural crops using remote sensing technology and sample survey techniques. Eleven states (Maharashtra, A.P., Karnataka, Tamil Nadu, Gujarat, Himachal Pradesh, Bihar, Punjab, M.P., U.P., West Bengal and Odisha) have been covered under the project. The target crops include fruits (banana, mango and citrus), vegetables (potato, onion, tomato) and spices (chilli). The project will be

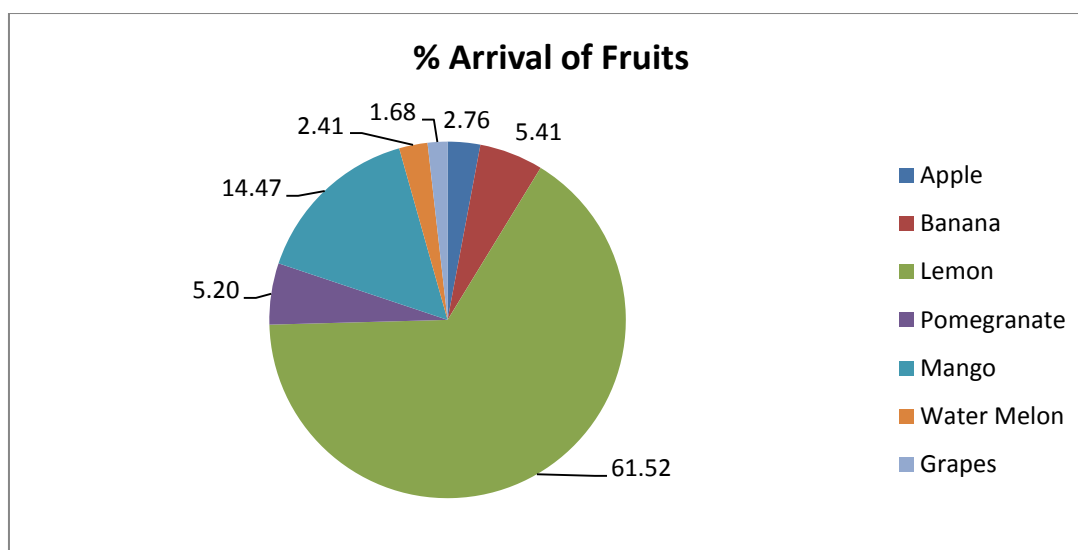
implemented for a period of three years (2014-17) with an outlay of ₹ 13.38 crore which has recently been revised to Rs. 8.92 crore. National Level Agencies (NLAs) of Mahlonabis National Crop Forecasting centre (MNCFC – Rs. 3.92 crore), New Delhi and Indian Agricultural Statistics Research Institute (IASRI – Rs. 5.00 crore) have been involved in implementation of the project. During current financial year, funds to the tune of Rs. 1.00 crore have been released to MNCFC for project activities.

MARKET ARRIVAL OF HORTICULTURAL PRODUCE

Fruits

During April to June, 2015, 115.82 lakh MT of fruits have been traded in 767 markets in the country. Lemon constituted about 62% (71.25 lakh MT), Mango 14% (16.76 lakh MT), Banana 5% (6.27 lakh MT), Pomegranate 5% (6.02 lakh MT), Apple (3%), Water Melon (2%). (Figure-4).

Figure-4: Trading of Fruits in India during April-June, 2015

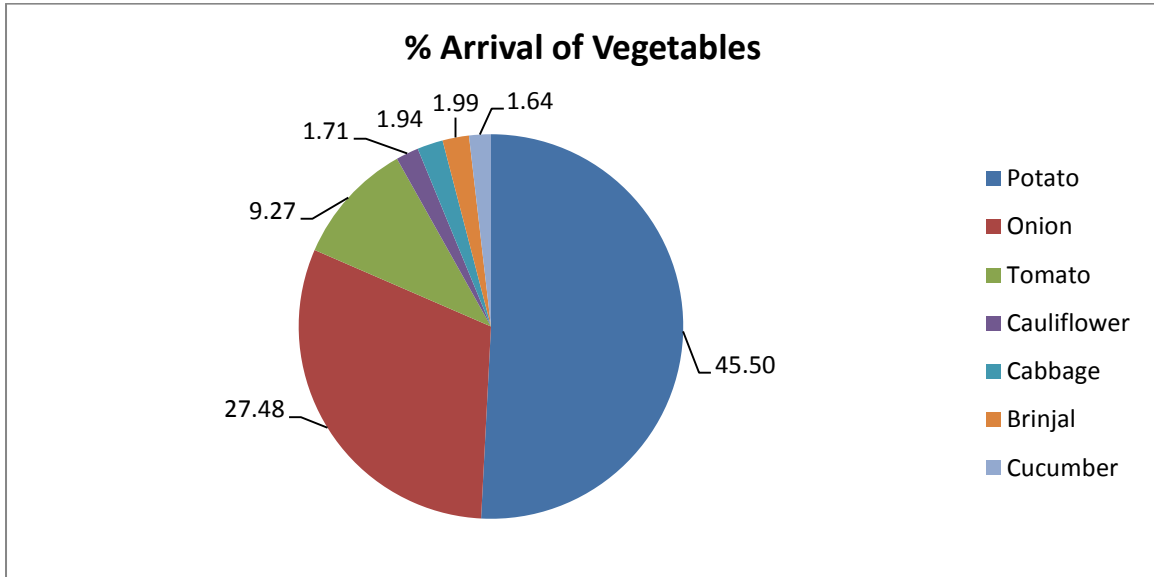


Source: Agmarknet, compiled in NHM website (www.nhm.nic.in)

Vegetables

A total quantity of 67.90 lakh MT of vegetables has been traded during April to June, 2015 in 1187 markets in the country. Major arrivals of vegetables are Potato (46%) followed by Onion (27%), Tomato (9%), Cauliflower (2%), Cabbage (2%), Brinjal (2%) and Cucumber (2%). (Figure-5)

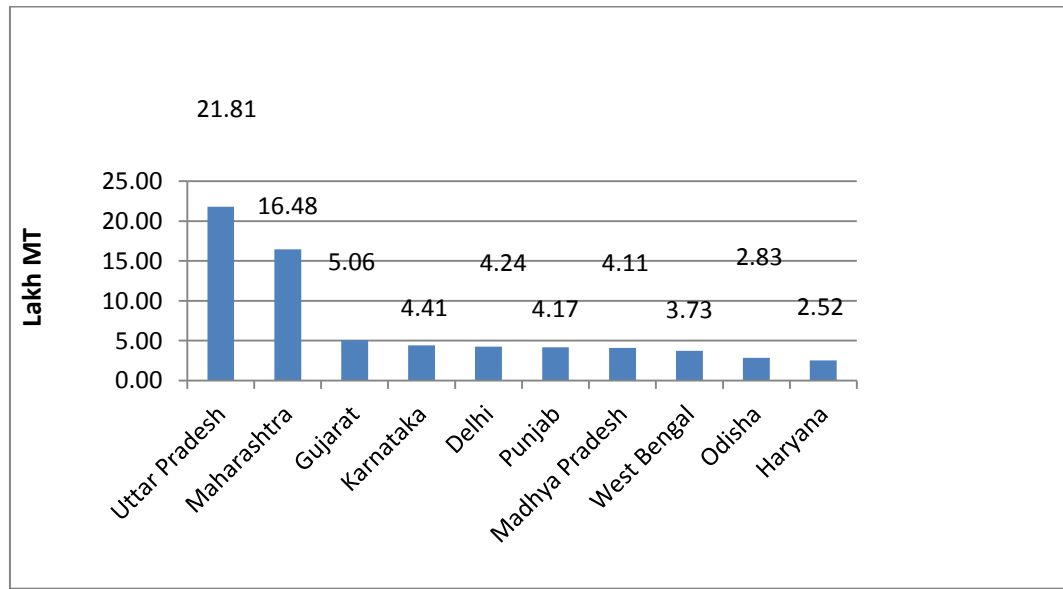
Figure- 5: Trading of Vegetables in India during April-June 2015



Source: Agmarknet, compiled in NHM website

Distribution of vegetables traded in different States during **April-June 2015** is given in **Figure-6**.

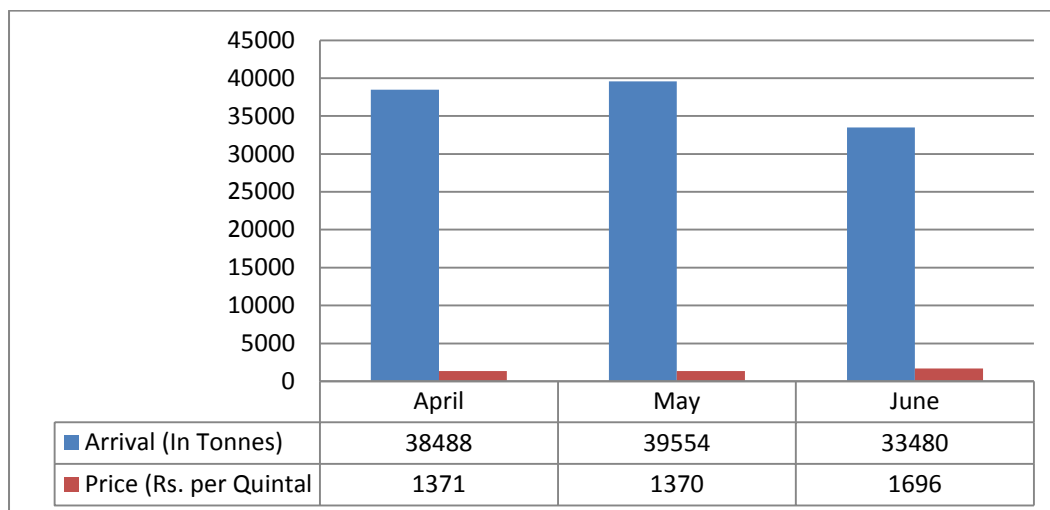
Figure-6: State wise trading of Vegetable during April-June 2015



Source: Agmarknet, compiled in NHM website

Trend of market arrival and price of onion in Delhi is depicted in Fig.7.

Fig. 7: Market arrival and price of Onion in Delhi during April – June, 2015



Flowers

Total market arrival of flowers was 50.06 lakh MT in 75 markets, Lily constituted about 18.00 lakh MT, Marigold Calcutta 9.2 lakh MT, Tube Rose (Double) 5.6 lakh MT, Orchid 5.3 lakh MT, Gladiolus cut 4.8 lakh MT.

Spices

About 15.63 lakh MT of spices have been traded in 926 markets. Out of this, Garlic constitutes 26% of total arrival of spices, followed by Coriander seed (15%), Methi (13%), Green Chilly (11%), Ajwain (6%), Cummins seed (5%), Turmeric (5%), Betal leaves (4%) during April-June, 2014.

Plantation Crops

Market arrival of about 7.6 lakh MT of Plantation crops has been traded in 105 markets, mostly coconut constituting about 7.07 lakh MT.

Exports

Status of export of horticulture products is indicated in **Table-5**

Table 5: Export Value of Horticultural Products

S. No.	Products	Value (₹ in Crore)	Remarks
1	Floriculture	77.00	April-May, 2015
2	Fruits & Vegetable Seeds	51.00	April-May, 2015
3	Cashew	5058.73	2013-14
4	Spices	14,899.68	April-March, 2015

Source: DGCI&S

Meetings

- A meeting was held on 15th April, 2015 under the Chairmanship of Dr. S.K. Malhotra, Horticulture Commissioner to discuss the issues regarding annual Action Plan of High value Crops in Andaman & Nicobar, and Lakshadweep Islands and national Saffron Mission in Jammu & Kashmir for the year 2015-16.
- A meeting was held on 23rd June, 2015 under Chairmanship of Secretary (A&C) to review status of implementation of MIDH and OFWM including strategies for strengthening the horticulture sector in the states of Andhra Pradesh, Karnataka, Kerala, Tamil Nadu, Telangana and Puducherry.

B. NATIONAL AGRO BAMBOO MISSION (NABM)

Under NBM component, an amount of ₹ 27.52 crore was released against total outlay of ₹ 95.33 crore. State wise details of outlay, release and expenditure under NABM component is given in **Table 6**.

Table: 6 State-wise details of Allocation, Release & Expenditure under National Agro Bamboo Mission (NABM) component during 2015-16

S. No.	Name of the States/NLAs	Allocation	Release	Rs. in crore
				Expenditure
1	Andhra Pradesh	77.00	0	0
2	Bihar	50.00	0	0
3	Chhattisgarh	626.00	0	0
4	Goa	0.00	0	0
5	Gujarat	460.00	196.9	0
6	Himachal Pradesh	150.00	66.72	0
7	J & K	50.00	0	0
8	Jharkhand	0.00	0	0
9	Karnataka	750.00	0	0
10	Kerala	130.00	0	0
11	Madhya Pradesh	750.00	380	0
12	Maharashtra	250.00	0	0
13	Orissa	650.00	345	0
14	Punjab	50.00	0	0
15	Rajasthan	200.00	0	0
16	Tamil Nadu	250.00	35	0
17	Telangana	100.00	50	0
18	Uttar Pradesh	267.00	0	0
19	Uttarakhand	100.00	0	0
20	West Bengal	0.00	0	0
21	BTSG (Kerala)	100.00	0	0
22	BTSG (Dehradun)	200.00	0	0
23	NHB (Gurgaon)	50.00	0	0
	SUB-TOTAL	5260.00	1073.62	0
NE STATES				
1	Arunachal Pradesh	720	350	0
2	Assam	300	0	0
3	Manipur	700	321.29	0
4	Meghalaya	153	0	0
5	Mizoram	900	430.21	0
6	Nagaland	900	381.69	0
7	Sikkim	300	195.6	0
8	Tripura	250	0	0
9	CBTC (Guwahati)	50	0	0
	SUB-TOTAL (N.E.)	4273	1678.79	0
	GRAND TOTAL	9533	2752.41	0

Physical & Financial progress during current financial year is awaited from the states.

C. National Horticulture Board (NHB)

An outlay of ₹ 340.00 crore has been earmarked for NHB during 2015-16 at BE stage. Against this, an amount of ₹ 166.00 crore has been released till June 2015-16. Details of progress achieved by NHB is given in **Table 7**.

Table: 7 Physical and Financial progress by NHB during First quarter of 2015-16 (upto June, 2015)

S. No.	Name of the scheme/ programme	No. of projects	Amount released (crore)
1.	Development of Commercial Horticulture through Production and Post Harvest Management	9	0.80
2.	Capital Investment Subsidy for Construction/ Expansion/ Modernization of Cold Storages and Storages for Horticulture Produce		
3.	Technology Development and Transfer for Promotion of Horticulture	26	0.14
4.	Market Information Service for Horticulture Crops	Service Scheme	
5.	Horticulture Promotion Service	--	--
6.	Strengthening Capabilities of NHB (Establishment Expenditure)	Staff Scheme	

D. Coconut Development Board (CDB)

An outlay of ₹ 151.00 crore has been earmarked for CDB during 2015-16. Against this, an amount of ₹ 70.00 crore has been released till June, 2015. Some of the activities of CDB of 2015-16 are as under :-

- 8068 Coconut Producer Societies (CPS), 586 Coconut Producer Federation (CPF) and 37 Coconut Producer Companies (CPC) have been formed between April-June 2015 22 CPCs have mobilized equity to the tune of Rs. 16.96 crore.
- 1559 neera technicians have been trained through CPCs.
- Kalpalashree debit card has been launched by State Bank of Travancore in association with Coconut Development Board and one lakh cards are expected to be distributed by the end of the year. This will help coconut growers in getting loan @ 4% interest.
- 122nd Board meeting of CDB was held at Bhubaneswar in 20.6.2015 During April-June, 2015, 5067 MT of dry coconut, 832 MT of desiccated coconut, 365 MT of virgin coconut oil, 2169 MT of coconut oil 8647 MT of fresh coconut and 169591 MT of activated carbon were exported.

E. Central Institute of Horticulture (CIH), Medziphema, Nagaland

The Central Institute of Horticulture (CIH) was established in the year 2005-06 at Medziphema, Nagaland to develop the horticulture sector in North Eastern States. The major development activities taken up by this institute during 2013-14 are establishment of green house/poly houses for protected cultivation of high value vegetable and flowers,

establishment of mother blocks of identified fruit crops varieties, establishment of nurseries for mass multiplication of planting material, demonstration of improved production technology and capacity building. Mother block has been established in an area of 9.5 ha for crops like citrus, cashew, guava, mango, litchi, aonla, peach, bael, passion fruits, pineapple, aloe vera and black pepper. The institute has raised more than 70,000 rootstock of Citrus, Guava, Cashewnut and Mango and propagated about 44,000 plants of Cashewnut, Guava, Citrus and Mango. CIH has established new demonstration plots in the institute on open field cultivation of banana var. Grand Naine, Papaya var. Red Lady, Pomegranate etc. apart from the maintenance of already established ten (10) nos. of scion blocks on Cashew, Guava, Citrus, Mango, Bael, Aonla, Peach, etc for further mass multiplication of planting materials following all standard practices. CIH has conducted 21 trainings for 910 farmers and 5 transfer technology trainings for 97 officials on various topics like improved production technology of horticultural crops, production of quality planting material & accreditation of nursery of important fruit crops.

BE of Rs. 9.00 crore has been allocated for CIH during 2015-16. Funds to the tune of Rs. 2.70 crore have been released so far during the current financial year.

F. On Farm Water Management (OFWM) under National Mission on Sustainable Agriculture (NMSA)

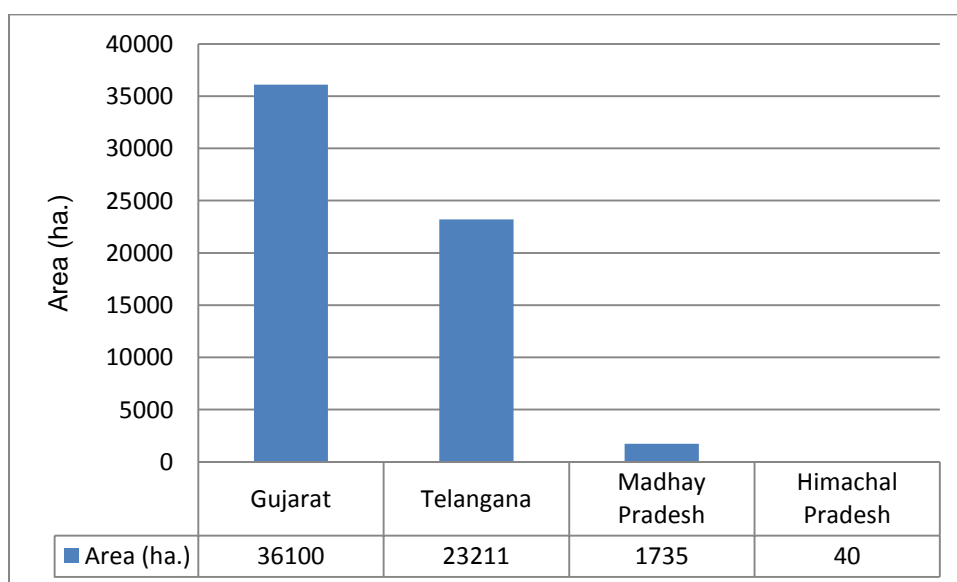
Micro Irrigation is being promoted under On Farm Water Management Component of National Mission on Sustainable Agriculture (NMSA) with effect from 2014-15.

From 2015-16, Micro Irrigation erstwhile OFWM under NMSA has been implemented under Pradhan Mantri Krishi Sinchai Yojana with emphasis on “Per Drop More Crop”.

Release and Expenditure: 2015-16

BE of Rs. 1000.00 crore has been earmarked for MI. Till June 2015, an area of lakh ha. has been covered . Financial achievement from the states is awaited.

Physical Progress



G. National Centre for Cold Chain Development (NCCD)

National Centre for Cold-chain development (NCCD) is functioning under the Ministry of Agriculture as a dedicated institution to pioneer excellence for the development of cold-chain in India.

An outlay of ₹ 3.00 crore has been approved for NCCD as an NLA of MIDH. Funds to the tune of Rs. 1.50 crore have been released during the current financial year. During 2015-16, following activities were undertaken by NCCD.

- Interactions were held with MOFPI, NHB, APEDA, NABCONS to discuss and finalize Terms of Reference (TOR) for study on cold - chain capacity gaps.
- Drafted standards/guidelines on cold –chain infrastructure to be taken up under MIDH.
- Organized CII-NCCD 5th National Cold-chain summit on ‘Enabling Innovation, Integration and investments across the Food value-chain.’
- Held interactions with International agencies like JICA, Mitsubishi Corporation, Indo-German JWG, French Counsellor of Agriculture Affairs, Global President of Carrier Transicold, Agriculture Counsellor of Netherland on various aspects of cold-chain.
- Held discussions with NIAM, Jaipur regarding WDRA roll out.
- Participated in Global Agro Meet in Kochi on ‘Post harvest Infrastructure, Cold Chain and Warehousing.’
- Participated in Farm 2 Fork 2014 International Conference cum Exhibition organized by PHD chambers.
- Participated in Round Table discussions at ARAI Pune on Refrigerated Transport. Port based concept and reefer vehicle design needs presented.
- Institutional Capacity Building in cold chain at Danfos, Chennai and 4 workshops organized in Punjab/Haryana.
- Organized vocational training in collaboration with NIAM.
- Organized 29 technical training(20 of Ripening chambers operations and 9 technical operations) of trainers including from private industry.
- Organized 3 –five day courses under Technical Collaboration & Exchange programme held at Cemafruid.
- Organized 2 International and 4 National Level seminars/workshops.
- Launched RVC (call-in-centre) having technology package for existing cold chain infrastructure.
- 37 PAC projects, redressing enquiries from states policy on cold-chain project studies etc. were undertaken. Apart from this, two studies viz. one with Amity University and one with NABCON were initiated.

NATIONAL MISSION ON SAFFRON (NMS)

National Saffron Mission is being continued during 2014-15 in Jammu & Kashmir State with the main objective to increase production, productivity of saffron and for improving the product quality. An outlay of Rs.50.00 crore has been earmarked for the Scheme, out of which funds to the tune of Rs. 25.00 crore has been released. Following achievements have been made so far:

- About 1867 ha of saffron area rejuvenated/replanted.
- About 650 ha developed for producing planting material.
- Three tube wells established and irrigation system strengthened in 162 ha.
- Saffron mechanization activities taken up.
- Three hundred farmers trained and 200 demonstrations organized.
- More than 450 vermi compost units established.
- An expenditure of Rs. 39.0 crore has been incurred.
- RKVY Division has extended implementation of Mission till 2015-16 to complete the targets.